


SPLIT SYSTEMS

Convertible Console



- Convertible - floor or ceiling
- Air sweep
- Wide angle air distribution
- Slim profile - flush mounting



MCC-MCH 09 to 25



MOC-MOH 09 -12



MOC-MOH 18-25



Optional control "PR4" *

- Wireless or wired version available
- 5 operations modes (Cool/Heat/Auto/Dry/Fan)
- Sleep mode
- Outdoor coil defrost function
- 4 speeds control
- Filter alarm
- LCD display

* Matching with BOC-BOH outdoor units



Remote Controller

- Wireless or wired version available
- 5 operations modes (Cool/Heat/Auto/Dry/Fan)
- Sleep mode
- Room temperature setting
- Fan speed selection
- Timer
- Filter dirty indicator timer
- LCD display
- Indoor PCB LED Diagnostic Function



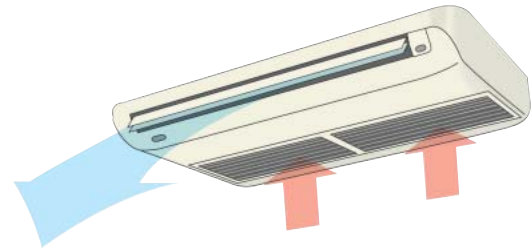
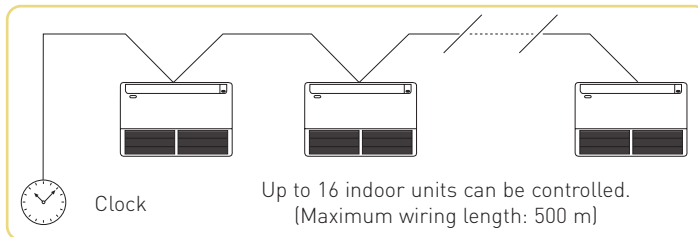


Convertible Console

MCC-MCH 09 to 25



Remote start/stop



Technical features

		MCC-MCH			
Models	Sizes	09P	12P	18P	25P
Cooling capacity	kW	2.5	3.5	4.5	6.1
Heating capacity	kW	3.0	3.9	4.7	6.3
Compressor	Type	Rotary			
Refrigerant		R407C			
Power Consumption	kW	1.0	1.2	1.8	2.7
Power supply	V/Ph/Hz	230 / 1 / 50 + E			
Fuse rating	A	10	10	16	20
Indoor Air Flow (high speed)	m ³ /h	490	580	750	790
Sound pressure in dB(A) at 2.5 m	indoor unit	28 / 32 / 36	29 / 33 / 37	34 / 38 / 42	37 / 42 / 46
	outdoor unit	45	46	49	52
Dimensions Indoor H / W / D	(mm)	655 / 990 / 199	655 / 990 / 199	655 / 990 / 199	655 / 990 / 199
Dimensions Outdoor H / W / D	(mm)	492 / 764 / 230	492 / 764 / 230	590 / 820 / 280	696 / 850 / 287
Net Weight Indoor / Outdoor	kg	26 / 40	26 / 43	27 / 63	29 / 69
Piping	Connection Type		Flare		
	Size	Suction / Liquid	3/8" / 1/4"	1/2" / 1/4"	5/8" / 3/8"
Refrigerant charge (c/o - h/p)	g	720 - 1000	1150 - 1150	1880 - 1880	2100 - 2100
Max pipe run	m	15	18	18	25
Operating limits - cooling mode	mini / maxi	+19°C (0°C with low temperature kit (accessory) / +46°C)			
Operating limits - heating mode	mini / maxi	-10°C / +24°C			
<i>Nominal cooling capacity based on : - Indoor Air Temp. 27°C DB / 19°C WB - Outdoor Air Temp. 35°C DB</i>					
<i>Nominal heating capacity based on : - Indoor Air Temp. 21°C DB - Outdoor Air Temp. 7°C DB/6°C WB</i>					
<i>Piping length : 7.5 m with initial charge</i>					

Options / Accessories

Sizes		09P	12P	18P	25P
Wired control (8 m cable) cooling	A	AMR01P			
Wired control (8 m cable) heat pump	A	AMR02P			
Condensate pump	A	AMP01C			
PCB link	A	625T300012-000			
Wall mounting kit	A	AMW42A		AMW50A	
Floor mounting kit	A	AMF44B			
Low ambient kit for MOC	O/A	625T20003-000			
Low ambient kit for MOH	O/A	625T20003-000 + 024T05052-000			
O= option (factory fitted) A= accessory (supplied loose)					